

# eLearningCurve Exam Access Guide

**You access your exams the same way you access your courses.**

From the learning activities list, select your exam by clicking “Go” to the right of the exam title.

The dashboard features a top navigation bar with icons for user profile, settings, folders, and a calendar. Below this, there are three circular progress indicators: 'PROGRESS' at 40% (3 courses to complete), 'PERFORMANCE' at 0% (average score), and 'OVERDUE' at 0 (Courses Overdue). A 'Calendar' section shows 'This Week' with 'No events this week.' The 'Learning Activities' table lists courses with columns for Course, Due Date, Progress, and View. The 'Z-DQ-09E Data Quality Scorecard Exam' is highlighted with a yellow circle around its 'GO' button, and an orange arrow points to it. Below this is a 'Review and Expired' section with a table listing completed courses like 'MDM-04 MDM Fundamentals: Architecture and Implementation' and 'DM-01a Metadata Management Fundamentals', each with a 'GO' button.

Course	Due Date	Progress	View
DQ-09 Data Quality Scorecard Expires: Feb 13, 2024	-	<div></div>	GO
Z-DQ-09E Data Quality Scorecard Exam Expires: Feb 13, 2024	-	<div></div>	GO

Course	Expires	Progress	Review
MDM-04 MDM Fundamentals: Architecture and Implementation	Mar 18, 2022	<div></div>	GO
DM-01a Metadata Management Fundamentals	Dec 7, 2022	<div></div>	GO

**This will take you to the main exam page**

Click “Go” to enter the exam. Note that at the top left there is an estimated length for the exam.

**\*\*Please note that your exam time may vary. This example is for illustrative purposes only.\*\***

The page shows the 'BA-01E Analytics Fundamentals Exam' with a status of 'Enrolled'. The 'Estimated Length: 50 minute(s)' is circled in yellow. Below, the 'Learning Activities' table shows the exam is 'In Progress' with a 'GO' button circled in yellow and an orange arrow pointing to it.

MY ACCOUNT // LEARNING ACTIVITIES // BA-01E ANALYTICS FUNDAMENTALS EXAM

Language: English

BA-01E Analytics Fundamentals Exam

Enrolled

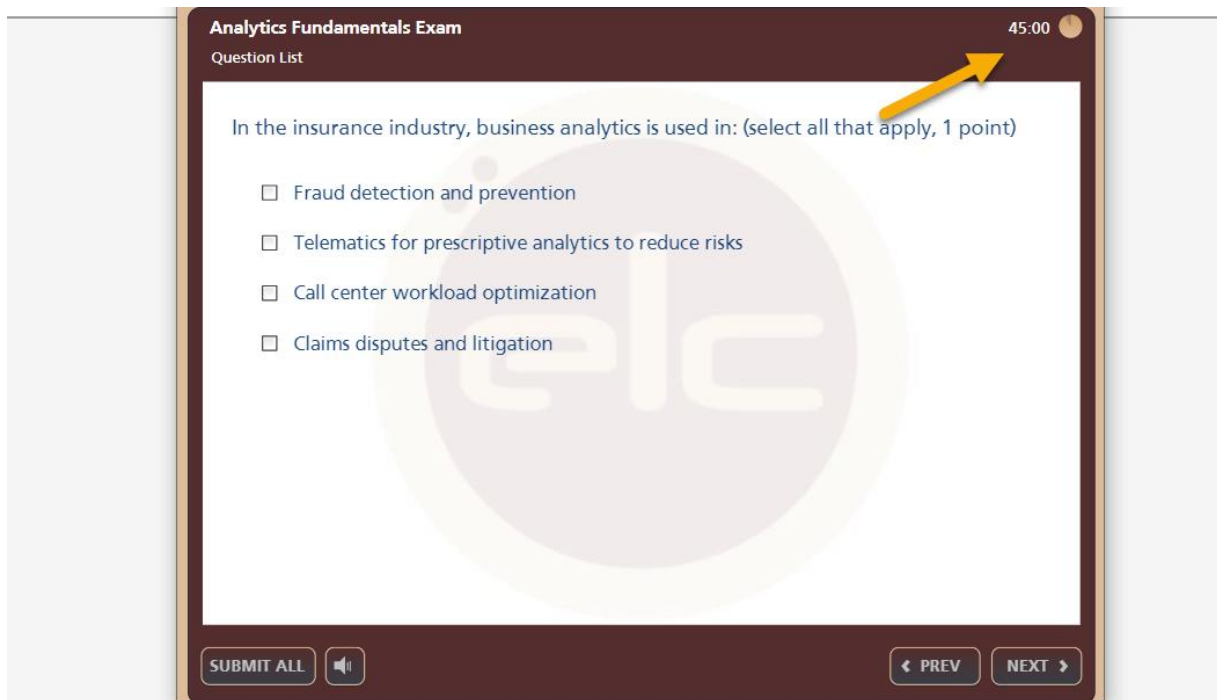
BA-01E Analytics Fundamentals Exam

Estimated Length: 50 minute(s)

Title	Status	Action
1. BA-01E Analytics Fundamentals Exam	In Progress	GO

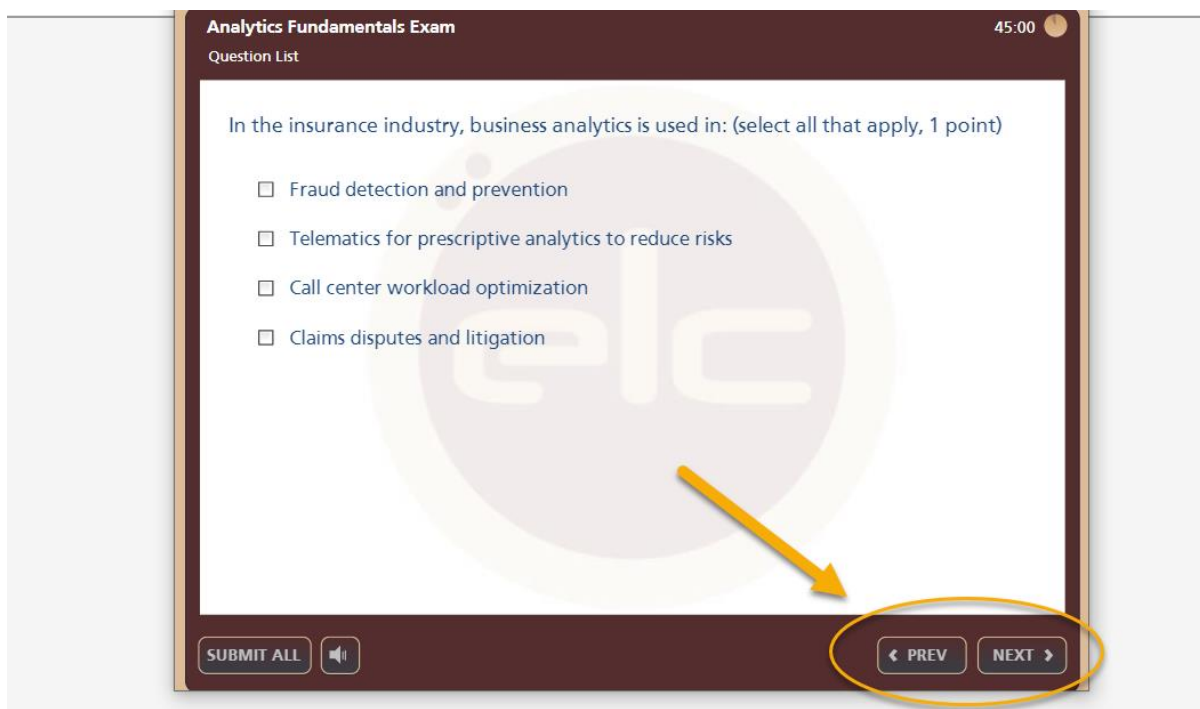
## The exam will open and the exam timer will start

As with the course the exam opens in a new browser window



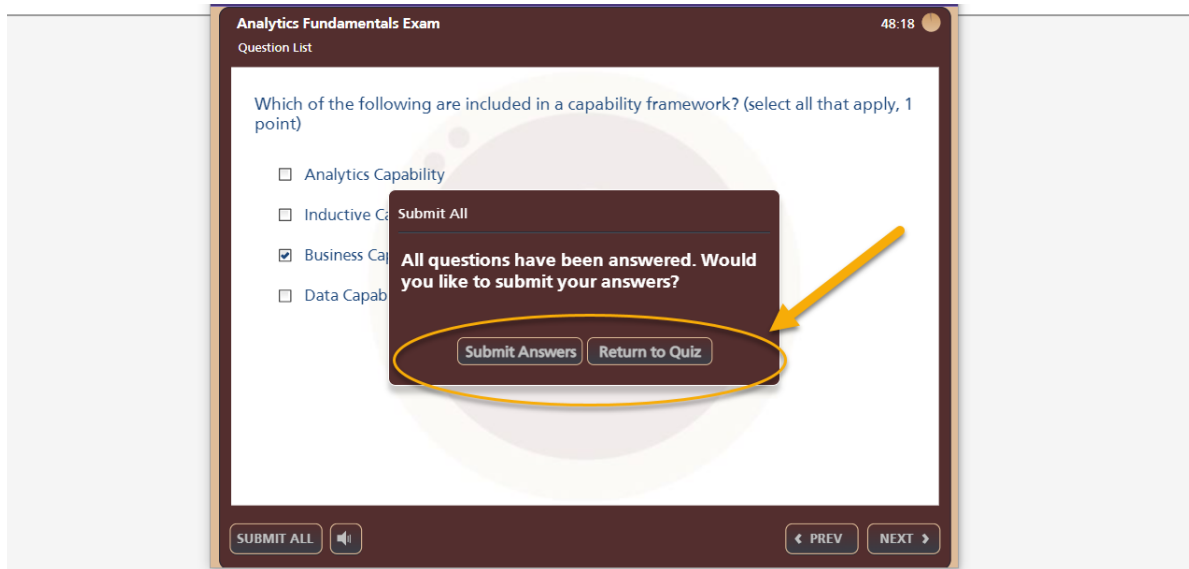
## Read each question carefully & select your answer(s)

Use the previous and next buttons at the bottom right to navigate through the questions.



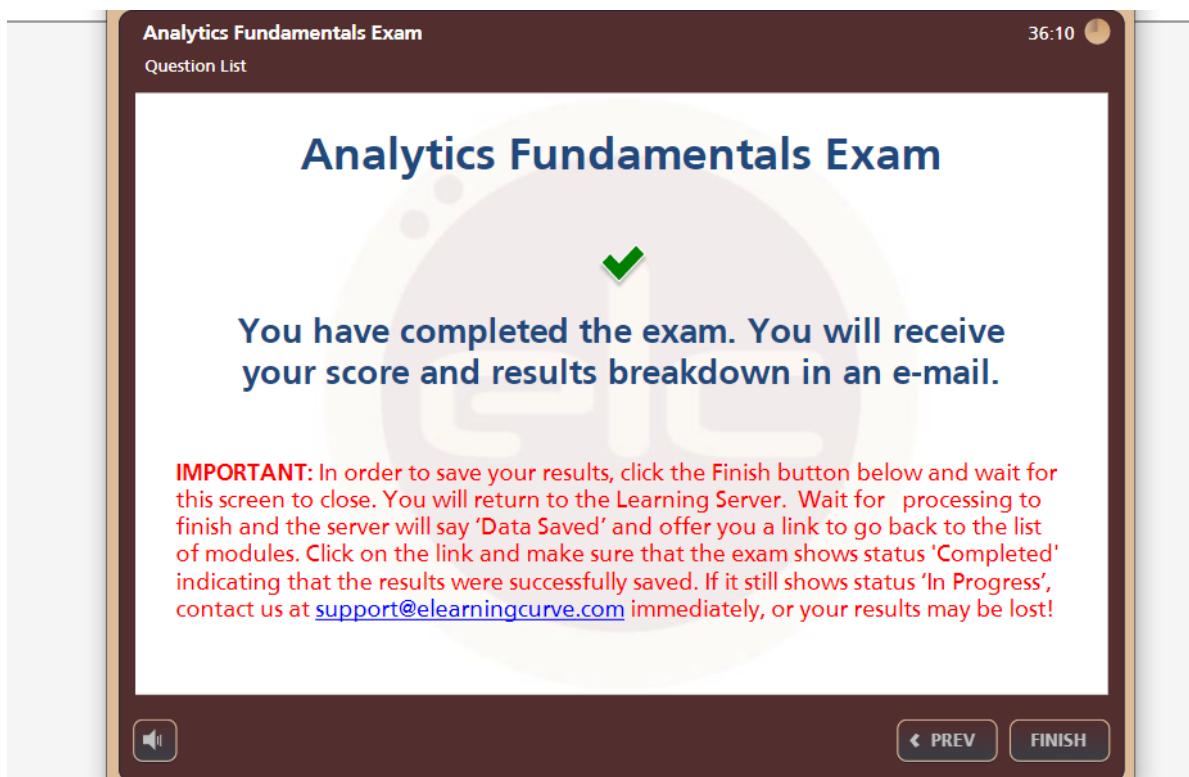
When you have answered all the questions you will be prompted to either submit them or revisit the quiz to make any changes

Clicking submit answers indicates you are done with your exam and will not be making further changes to your answers.



From this screen you **MUST** click on the finish button.

This action will save all your answers to the server. Your results will be emailed to you.



## Please check to make sure that your exam status has changed to “Completed”

To do this close the exam browser window and return to the learning server list of activities. Contact [support@elearningcurve.com](mailto:support@elearningcurve.com) if your status has not changed to “completed”.

MY ACCOUNT // LEARNING ACTIVITIES // BA-01E ANALYTICS FUNDAMENTALS EXAM

Language: English

### BA-01E Analytics Fundamentals Exam

**Completed**

BA-01E Analytics Fundamentals Exam  
Estimated Length: 50 minute(s)

#### Learning Activities

Title	Status	Action
1. BA-01E Analytics Fundamentals Exam	Completed	

Powered by Inquisiq LMS R5 Build 5.219.0 © 2002-2023 ICS Learning Group  
Terms of Use | Privacy Policy | System Test

eLearningCurve LLC  
support@elearningcurve.com

## You can log out of the course server by clicking the course server log out button on the top right of your screen.

You can exit the course server from either the course details page or your main account page.

MY ACCOUNT

HOME MY ACCOUNT

MY ACCOUNT

Michelle Johnson (mjohnson@elearningcurve.com)

PROGRESS 17% 38 courses to complete

PERFORMANCE 100% average score

OVERDUE 0 Courses Overdue

#### Learning Activities

Course	Due Date	Progress	View
DQ-09 Data Quality Scorecard	-		
DQ-05a Data Quality Assessment	-		

LOGGED IN AS MICHELLE JOHNSON **Log Out**

## You will receive an email with your results, usually within 60 minutes

The results will contain valuable information to help you evaluate your score such as your overall score by course topic/module, by question point value, and by question type.

Dear [REDACTED]

Congratulations, you passed Data Profiling Exam you recently took from eLearningCurve. Your final score is 73% (passing score is 70%). You will soon receive a separate e-mail with a link to the Accredible digital badge confirming your accomplishment.

Here is the breakdown of your results. Note that you receive partial credit for partially correct answers to multiple-response questions.

	Question Count	Correct Count	Points Possible	Points Scored	Score
<b>Overall Score</b>	25	15	44	31.92	72.53%
<b>By Course Topic/Module</b>					
Introduction to Data Profiling (Module 1)	4	2	5	2.75	55.00%
Column Profiling (Module 2)	6	4	12	8.50	70.83%
Profiling Time-Dependent Data (Module 3)	5	2	12	8.33	69.44%
Profiling State-Transition Models (Module 4)	4	4	6	6.00	100.00%
Other Profiling Techniques (Module 5)	6	3	9	6.33	70.37%
<b>By Point Value</b>					
1-Point Questions (Recognition)	11	9	11	9.75	88.64%
2-Point Questions (Understanding)	9	5	18	12.67	70.37%
3-Point Questions (Application)	5	1	15	9.50	63.33%
<b>By Question Type</b>					
Multiple Response	10	1	24	12.92	53.82%
Multiple Choice and Others	15	14	20	19.00	95.00%

Of course, you are welcome to review the material of the course again if you wish (though it might appear under Completed tab).

If you have any questions please do not hesitate to contact us.

## Upon passing you will also receive an email with a link to your digital badge

This badge confirms your accomplishment and can be shared via email and social media with your manager, colleagues, and friends and family.



## Types of Exam Questions & Examples

There are five types of exam questions you may encounter when taking your exam:

1. **True/False.** Choose whether a statement is true or false.



The screenshot shows a web-based exam interface for 'Analytics Fundamentals Exam'. The title bar is dark red with the text 'Analytics Fundamentals Exam' and 'Question List' below it. The main content area is white and contains a question: 'In the data analytics value chain, the process from data to information is primarily integration and statistical, from information to knowledge it is analytical, and from knowledge to wisdom it becomes causal and analytical as well. (1 point)'. Below the question are two radio button options: 'True' and 'False'. A large, faint 'elc' watermark is visible in the background. At the bottom, there is a dark red bar with a 'SUBMIT ALL' button, a speaker icon, and navigation buttons labeled '< PREV' and 'NEXT >'.

Analytics Fundamentals Exam  
Question List

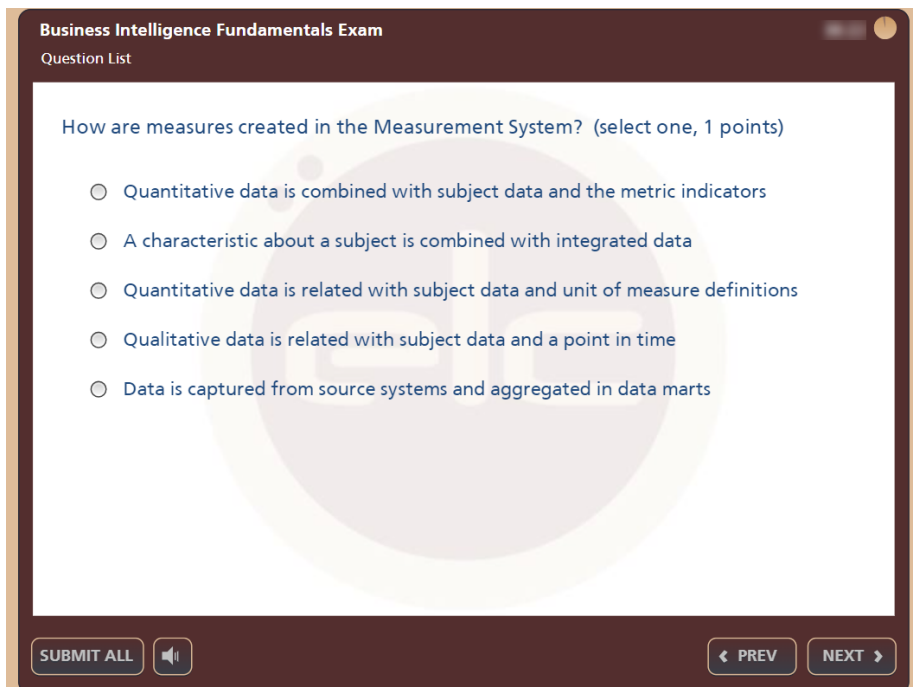
In the data analytics value chain, the process from data to information is primarily integration and statistical, from information to knowledge it is analytical, and from knowledge to wisdom it becomes causal and analytical as well. (1 point)

☐ True

☐ False

SUBMIT ALL  < PREV NEXT >

2. **Multiple Choice.** Select one answer from the list of choices.



The screenshot shows a web-based exam interface for 'Business Intelligence Fundamentals Exam'. The title bar is dark red with the text 'Business Intelligence Fundamentals Exam' and 'Question List' below it. The main content area is white and contains a question: 'How are measures created in the Measurement System? (select one, 1 points)'. Below the question are five radio button options. A large, faint 'elc' watermark is visible in the background. At the bottom, there is a dark red bar with a 'SUBMIT ALL' button, a speaker icon, and navigation buttons labeled '< PREV' and 'NEXT >'.

Business Intelligence Fundamentals Exam  
Question List

How are measures created in the Measurement System? (select one, 1 points)


☐ Quantitative data is combined with subject data and the metric indicators

☐ A characteristic about a subject is combined with integrated data

☐ Quantitative data is related with subject data and unit of measure definitions

☐ Qualitative data is related with subject data and a point in time

☐ Data is captured from source systems and aggregated in data marts


SUBMIT ALL  < PREV NEXT >

**3. Multiple Response.** Check all correct answers from the list of choices.

**Analytics Fundamentals Exam**  
Question List

Which of the following are examples of how prescriptive models are used? (select all that apply, 2 points)



- ☐ They are used to determine the best combination of investments
- ☐ They are used in business performance management
- ☐ They are used in marketing basket analysis
- ☐ They are used to recommend a course of action based on simulation or optimization

SUBMIT ALL  < PREV NEXT >

**4. Matching Drag & Drop.** Match each item in the list on the right to an item in the list on the left by dragging and attaching them together. They **MUST** be attached for the answer to count.


**Business Intelligence Fundamentals Exam**  
Question List

Match each system with its function. (1 point)

Business System	 Quantify the positions of key variables that impact business and organizational performance
Participation System	Develop and provide the labor, knowledge, experience and skill to the other value generating systems
Measurement System	Generate desired levels of value for the organization's stake holders on a sustainable basis
Analytic System	 Deliver insights that can be applied to improve the organization's business results

Unattached

Attached

SUBMIT ALL  < PREV NEXT >

5. **Sequence Drag & Drop.** Order items (for instance, steps in a procedure) according to specific criteria by dragging them up or down the list.

The screenshot shows a web-based exam interface titled "Data Privacy and Protection Fundamentals Exam" with a "Question List" tab. The question text is: "Place the core activities of data protection implementation in the order that they typically are performed. (1 point)." Below the text is a list of five items, each in a light blue rounded rectangle with a number and a small blue dot to its left, indicating they are draggable. The items are: 1. Identify Affected Systems, 2. Identify PII Elements, 3. Define Data Protection Methods, 4. Establish Audit and Measurement, and 5. Deploy Data Governance. At the bottom of the interface are three buttons: "SUBMIT ALL", a speaker icon for audio, and "PREV" and "NEXT" navigation buttons.

### Multiple Response Question Success Tips:

Because each question has more than one correct answer, each correct answer selected earns a portion of the total points for the question. When you select only 1 answer you do not earn points for the correct answers not selected. Given a question with 4 choices, 2 correct and 2 incorrect, each correct answer selected earns 50% of the point value. However, each incorrect answer chosen deducts a portion of the points. So, choosing 2 correct answers and 1 incorrect answer in this example results in 50% of total points: 100% for correct answers less 50% for the incorrect answer. With scoring in mind, consider these Techniques to improve MR question scores:

First, don't try to sort through all of the answer choices at once. Instead look at them one at a time as if each is a true/false question. For example, given the question "Which of these letters are in the first half of the alphabet? A, C, J, X" you can think of it as four true/false questions: (1) True or False: A is in the first half of the alphabet, (2) True or False: C is in the first half of the alphabet, (3) True or False: J is in the first half of the alphabet, (4) True or False: X is in the first half of the alphabet. Mark as correct only those choices where you believe the statements are true.

Second, think probability when marking answers as correct. Remember that every MR question has more than 1 correct answer and at least 1 incorrect answer. Always select more than one



answer and never select all of them. Also remember that you earn points for choosing correct answers and you lose points for choosing incorrect answers. A question with 4 choices will have either 2 or 3 correct choices. For these questions, if you choose 2 correct answers when 3 are correct you will score 66.66% of the total points. But if you choose 3 answers when only 2 are correct the best possible score is 50%. This means that it is smart to choose the two answers that you are most confident are correct and choose a 3rd answer only if you strongly believe it to be correct. Don't choose the 3rd answer if you're uncertain. Most of the MR questions that you encounter will have 4 choices of answers. When you see questions with more than 4 choices apply the same logic. If 5 choices, choose the 3 where you are most confident and a 4th only if you're sure that it is also correct.

## **Common Exam Questions Answered**

### **Q: Why does my exam status say "In Progress" when I answered all the questions?**

**A:** You had either a fatal loss of internet connection or a browser crash while taking the exam. Unfortunately, when you experience a connection error the exam results are not saved. This is why your exam status still shows "In Progress". If the results are saved successfully exam status should be "Completed". Unfortunately, in this scenario you will have to retake the exam.

Most crashes are random events. They also can be caused by your browser/network security settings. To verify your browser settings, please, go to <https://elearningcurve.inquisigr4.com/> and click on the 'System Test' link located in the footer of the page. Then click on the 'Test My Workstation' button and verify that everything (even the popup blocker) is check-marked green.

A browser crash could also be a result of your security settings. If you work behind VPN on your personal device, or if you are using your company's network, those settings could prevent your browser from sending information to the server.

### **Q: How do I know how many questions I have left?**

**A:** Please refer to the question list link at the top left on your exam. This will help you gauge how far along on the exam you are.

### **Q: Can I retake a passed exam?**

**A:** Occasionally students want to retake an exam they passed to try and get a better score, especially if they are attempting to earn a certification. Please contact us at [admin@elearningcurve.com](mailto:admin@elearningcurve.com) and we can reset your exam if you would like to retake it.

### **Q: How soon can I retake an exam I failed?**

You must wait for the e-mail informing you that you passed or failed. Do not retake the exam until you receive the results e-mail even if you feel that you failed. The system will not be able to save the second set of results. Once you receive the results and are re-enrolled, you can retake the exam at any time.

**Q: May I have a transcript of the exam questions and my answers?**

**A:** Unfortunately, we cannot provide a transcript of the exam questions and your answers. While we completely understand why you would want this information, it is a requirement of all industry-standard certification programs that the answers to questions are not divulged. This rule is meant to preserve the integrity of the exam process.

**Q: How much time is needed to prepare for an exam?**

**A:** Actual time spent in preparation for an exam will vary from student to student. Some students will pause to take notes during the course and listen to some material multiple times. Others will move through the course very quickly. In general you should plan for 30 minutes to an hour of preparation per hour of course time.

**Q: Why have I not received my exam results?**

**A:** We send your exam results via email. Occasionally a corporate email server will block our emails from landing in your inbox. If you are able, please whitelist emails from eLearningCurve. Alternatively, you can provide a different email address where we can resend your results.

More course and exam questions answered at: [https://ecm.elearningcurve.com/FAQ\\_s/61.htm](https://ecm.elearningcurve.com/FAQ_s/61.htm)